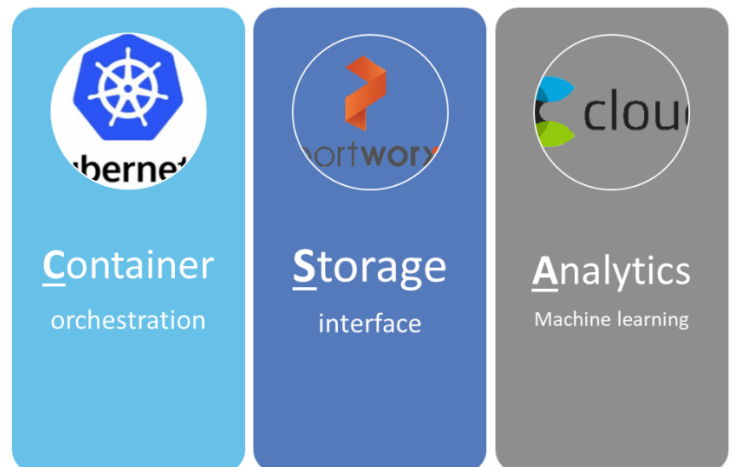



---

## CSA - Container Storage Analytics Appliance

*CSA Appliance Whitepaper  
PoC conducted in Lab 25<sup>th</sup> June 2019 by Hyperscalers*

---



## Table of Contents

1. Executive Summary.....	3
2. Introduction .....	4
3. CSA Appliance .....	5
4. Appliance architecture.....	6
5. Kubernetes Dashboard .....	7
6. Portworx CSI Solution .....	7
7. Elastic database analytics .....	8
8. Appliance accessibility .....	<b>Error! Bookmark not defined.</b>
9. Conclusion.....	11

## 1. Executive Summary

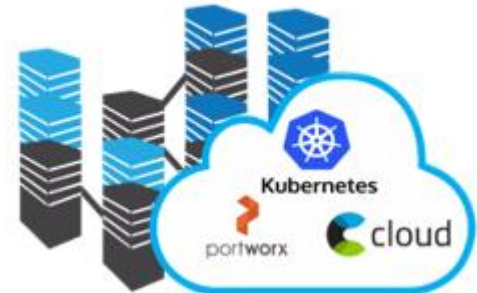
Hyperscalers has developed a [Digital-IP-Appliance Design Process](#) along with a utility being the [Appliance Optimiser Utility](#) which together assists in productizing appliance(s) that enable providers with everything they need (inc. hardware, software, configuration & support) to hyperscale their services quickly, reliably and at a fraction of historical costs.

**The problem:** Many enterprises who have tried to use Kubernetes for stateful applications at scale have stumbled when using the platform for services like databases, queues, key-value stores, automation and machine learning.

The objective of this project was to pre-engineer, optimise, test and productize an appliance called “CSA” that could solve these enterprise challenges.

**The solution:** Service providers using the CSA appliance could deploy and scale in 2RU 4-node building blocks gaining the following capabilities out of the box:

- Container orchestration using [Kubernetes](#);
- Storage Interface using [Port Worx](#) for running stateful applications tested at 950MB /s; and
- Analytics with Machine Learning using [Elastic Search](#)

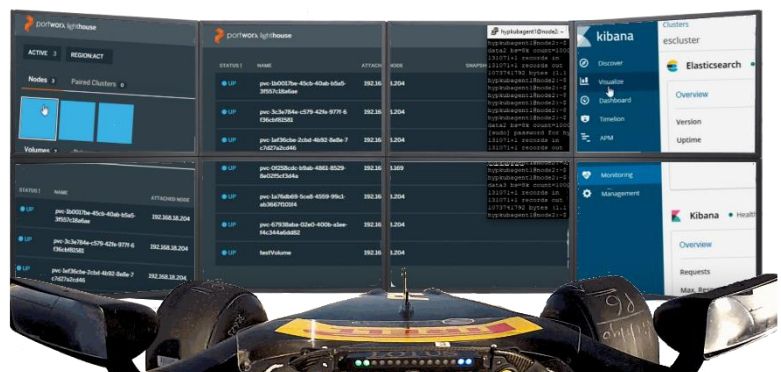


S5S Building Block – 2RU 4Nodes



see video <https://www.youtube.com/watch?v=ndk9zuwKWUE>

**Test drives of CSA** are free to partners via Hyperscalers' [Lab as a Service LaaS](#).



## 2. Introduction

**About** Kubernetes is an open source container orchestration platform that simplifies the development and management of applications bringing greater ease and agility for developers, operators, and data scientists alike. Kubernetes offers:

Distributed System	As a distributed system, Kubernetes includes a group of agent nodes that are coordinated by a group of master nodes. Like other distributed systems, several of the components running on the master nodes perform leader election with their peers.
Cluster Manager	As a cluster manager, Kubernetes manages both resources and tasks running on the agent nodes. The agent nodes provide resources to the cluster.
Container Platform	As a container platform, Kubernetes includes two built-in task schedulers (Marathon and Mesos) and two container runtimes (Docker and Mesos). Combined, this functionality is commonly referred to as container orchestration.
Operating System	As an operating system, Kubernetes abstracts the cluster hardware and software resources and provides common services to applications.

**About Portworx** software provides cloud native storage and data management for Kubernetes. Containers makes it easy to build and run modern distributed applications in production at scale, by pooling resources across an entire datacenter or cloud. While the container platform works great for stateless applications, many enterprises who have tried to use Kubernetes for stateful applications at scale have stumbled when it comes to using the platform for services like databases, queues and key-value stores. Portworx, which scales up to 1000 nodes per cluster and is used in production by Kubernetes users, solves the operational and data management problems enterprises encounter when running stateful applications on Kubernetes.

**About Elasticsearch** is a distributed, RESTful search and analytics engine capable of solving a growing number of use cases. As the heart of the elastic, it centrally stores the databases, which can discover the data patterns and run analytics on them. Elasticsearch lets you perform and combine many types of searches — structured, unstructured, geo, metric etc.

### 3. CSA Appliance

The CSA appliance consists of following hardware and software components:

**Hardware**    **[S5S](#) Tier 1 Converged Server (4 nodes) (1 Master + 3 Agents)**

[Download S5S data sheet](#)

- 2x Intel Xeon Gold 6230 @ 3.9 GHz
- 256GB RAM: 8 x 32GB @ 2933 MHz
- OS SSD - M.2 PCIe SSD 256GB Samsung
- 6x1.9 TB HGST ULTRASTAR SS220 SAS SSD
- Storage Card - Mezz 12Gbps S5B QS 3216 16i SAS Mezz
- NIC - OCP Mezz 25Gb SFP28 2 port ConnectX-4



**Switches**

- [IX2](#) – 25G leaf switch with 100G uplinks
- [IX1](#) – 100G spine switch with 100G uplinks

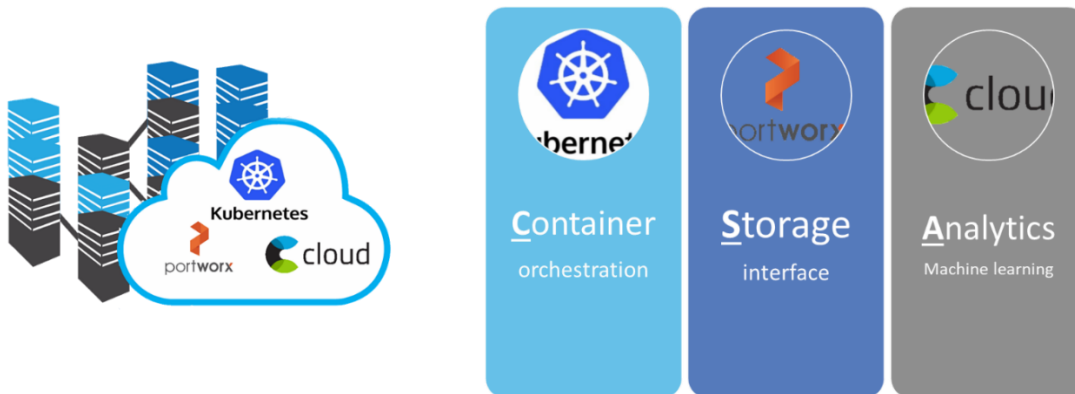
HYPER SCALERS is an Australian registered company.

ABN - 83 600 687 223

ACN - 600 687 223

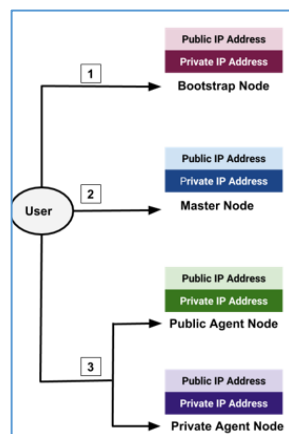
#### Software

- Centos 7.5 host OS (minimal)
- Kubernetes 1.15.3
- Cumulus Linux ONOS v3.5.3
- Docker Version 1.13.1
- Portworx pxctl version 2.0.3.0
- Portworx-Elastic 2.5.0-6.3.2



#### 4. Appliance architecture

The Kubernetes installation process requires a bootstrap node, master node, public agent node and a private agent node. In the PoC there are one master node, two agent nodes and one bootstrap node; both master and agent nodes are in a S5S and bootstrap node is a VM running on VmWare.



Master Nodes	Master node works with other master nodes to manage the rest of the cluster. Master nodes contain the bulk of the Kubernetes components, including it's master process.
Agent Nodes	Agent node is a node on which user tasks are run. Agent nodes contain a few Kubernetes components, including an agent process. Agent nodes can be public or private, depending on agent and network configuration.
Bootstrap Node	Bootstrap node contains initial setup modules like ISO images and configuration script. This node provides boot environments for master and agent nodes for their installations and configuration.

HYPER SCALERS is an Australian registered company.

ABN - 83 600 687 223

ACN - 600 687 223

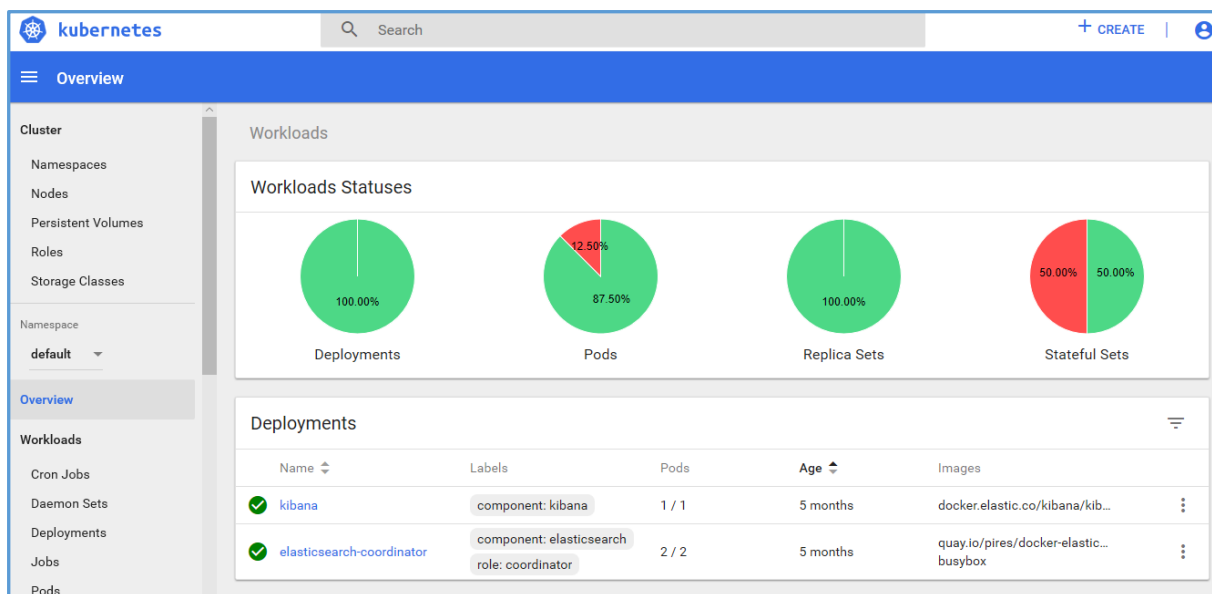


Post installation; the bootstrap node VM can be de-commissioned as its needed for initial appliance installations only. All nodes and VM are initially installed with CentOS 7.5 as host operating system and they are configured in same vlan; so that they are accessible to each other via host IP addresses.

Kubernetes is installed in Hyperscalers environment by using a dynamically generated configuration file. This file is generated by using specific parameters that are set during configuration. This installation file contains a Bash install script and a Docker container that is loaded with everything needed to deploy a customized Kubernetes build. The Docker container contains all of the elements for Kubernetes so it can be used for offline installation. The Kubernetes installation process requires a cluster of nodes to install Kubernetes onto and a single node to run the Kubernetes installation from. For fully functional clusters on any infrastructure including on-premise, public or private clouds, follow the On-Prem installation instructions.

## 5. Kubernetes Dashboard

Kubernetes is composed of many open source microservice components meticulously tuned and configured to work together. It includes most of the open source components but also includes several additional components, modules, and plugins.



## 6. Portworx Storage Performance

Portworx is available as installable in the Catalog section of its product page. It requires atleast three agent nodes for installations and a dedicated block storage disk on all three agent nodes. In the PoC; there are 1.9TB dedicated SAS ssd in each agent nodes. After installations; the agent nodes would create a distributed pool of storage with CSI (Container Storage Interface) to be used by the containers on kubernetes.

```
[root@localhost ~]# pxctl volume list
```

ID	NAME	SIZE	HA	SHARED	ENCRYPTED	IO_PRIORITY	STATUS	S
NAP-ENABLED								
250293179671487806	CoordinatorNodeVolume-0	1 GiB	1	no	no	LOW	up - attache	
d on 192.168.18.213	no							
786523393922165673	DataNodeVolume-0	10 GiB	1	no	no	LOW	up - attache	
d on 192.168.18.85	no							
657235537908206201	DataNodeVolume-1	10 GiB	1	no	no	LOW	up - attache	
d on 192.168.18.151	no							
435725370751220104	MasterNodeVolume-0	2 GiB	1	no	no	LOW	up - attache	
d on 192.168.18.85	no							
998996335337152616	MasterNodeVolume-1	2 GiB	1	no	no	LOW	up - attache	
d on 192.168.18.151	no							
802250316183423293	MasterNodeVolume-2	2 GiB	1	no	no	LOW	up - attache	
d on 192.168.18.213	no							
277005488988734564	myTestVol	10 GiB	1	no	no	LOW	up - attache	
d on 192.168.18.151	no							

The screenshot shows “pxctl” portwork CLI listing the volumes created by different containers. In the PoC; we created a sample volume “myTestVol” of 10GB size to execute the storage performance scripts. The volume is mounted on a Linux root file systems and DD command is executed.

```
root@localhost ~]# dd if=myfile of=testpxdir/ddfile1 bs=8k count=1000000
31072+0 records in
31072+0 records out
1073741824 bytes (1.1 GB) copied, 1.13177 s, 949 MB/s
root@localhost ~]#
```

The input file “myfile” is a 1GB file with random data and dd command shows storage performance of around 950GB/s. The performance number is better than some of other container storage solutions; as discussed in following paper.

<https://medium.com/vescloud/kubernetes-storage-performance-comparison-9e993cb27271>

## 7. Elastic database analytics

Elasticsearch is a distributed, RESTful search and analytics engine capable of solving a growing number of use cases. As the heart of the elastic, it centrally stores the databases; which can discover the data patterns and run analytics on them. Elasticsearch lets you perform and combine many types of searches — structured, unstructured, geo, metric etc. in multiple ways. Elasticsearch uses standard RESTful APIs and JSON and maintains clients in many languages such as Java, Python, .NET, SQL, and PHP. Kubernetes with Portworx provides container image to install the Elasticsearch service on Kubernetes cluster backed by PX volumes for persistent storage.

```
[root@localhost ~]# lsblk
```

NAME	MAJ:MIN	RM	SIZE	RO	TYPE	MOUNTPOINT
sda	8:0	0	1.8T	0	disk	
└─sda1	8:1	0	200M	0	part	/boot/efi
└─sda2	8:2	0	1G	0	part	/boot
└─sda3	8:3	0	1.8T	0	part	
└─centos-root	253:0	0	50G	0	lvm	/
└─centos-swap	253:1	0	4G	0	lvm	[SWAP]
└─centos-home	253:2	0	1.7T	0	lvm	/home
sdb	8:16	0	1.8T	0	disk	
pxd!pxd998996335337152616	252:1	0	2G	0	disk	/var/lib/osd/mounts/MasterNodeVolume-1
pxd!pxd657235537908206201	252:2	0	10G	0	disk	/var/lib/osd/mounts/DataNodeVolume-1
pxd!pxd277005488988734564	252:3	0	10G	0	disk	/root/testpxdir

HYPER SCALERS is an Australian registered company.

ABN - 83 600 687 223

ACN - 600 687 223



```
E:\hyperscalers\Mesosphere\dcoscli>dcos.exe service
```

NAME	HOST	ACTIVE	TASKS	CPU	MEM	DISK	ID
dcos-monitoring		True	3	1.8000000000000003	1376.0	2762.0	157e56f7-adfe-4cc2-93c1-15a6ed168bed-0010
jenkins	localhost	True	0	0.0	0.0	0.0	157e56f7-adfe-4cc2-93c1-15a6ed168bed-0008
marathon	192.168.47.130	True	5	4.5	7168.0	0.0	157e56f7-adfe-4cc2-93c1-15a6ed168bed-0001
metronome	192.168.47.130	True	0	0.0	0.0	0.0	157e56f7-adfe-4cc2-93c1-15a6ed168bed-0000
portworx		True	3	1.2	864.0	771.0	157e56f7-adfe-4cc2-93c1-15a6ed168bed-0013
portworx-elastic		True	6	6.6	16576.0	1536.0	157e56f7-adfe-4cc2-93c1-15a6ed168bed-0014

The Elastic installation creates Data and Master node volumes and they can be used as storage for database applications. The “portworx-elastic” service is seen to be Active in the cli after complete installations.

The PoC executes examines Elasticsearch REST API and demonstrates basic operations using HTTP requests only. It would create a database with multiple entries and execute the search APIs to verify the features on cli; using “pxctl” commands.

```
[root@localhost ~]# curl -s -u elastic:changeme -XPUT 'coordinator.portworx-elastic.l4lb.thisdcos.directory:9200/text/article/4?pretty' -H 'Content-Type: application/json' -d '{
  "title": "Old education",
  "random_text": "Old education him departure any arranging one prevailed."
}'
```

We used JSON XPUT commands to create multiple entries as shown above in “/text/article” folder of elastic search volume. It’s possible to have multiple indexes, which in turn contain multiple types. These types hold multiple documents, and each document has multiple fields. We are going to store documents using the following scheme:

*text: The index name.*

*article: The type name.*

*id: The ID of this particular example text-entry.*

There are four such entries created in the database:

```
[root@localhost ~]# curl -s -u elastic:changeme -XGET 'coordinator.portworx-elastic.l4lb.thisdcos.directory:9200/text/article/_search?pretty' \
> -H 'Content-Type: application/json' -d '
> {
>   "query": {
>     "match_all": {}
>   }
> }
>}'
```

```
{
  "took": 49,
  "timed_out": false,
  "_shards": {
    "total": 5,
    "successful": 5,
    "skipped": 0,
    "failed": 0
  },
  "hits": {
    "total": 4,
    "max_score": 1.0,
    "hits": [
      {
        "_index": "text",
        "_type": "article",
        "_id": "2",
        "_score": 1.0,
        "_source": {
          "title": "He oppose",
          "random_text": "He oppose at thrown desire of no. Announcing impression unaffected day his are unreserved indulgence."
        }
      },
      {
        "_index": "text",
        "_type": "article",
        "_id": "4",
        "_score": 1.0,
        "_source": {
          "title": "Old education",
          "random_text": "Old education him departure any arranging one prevailed."
        }
      }
    ]
  }
}
```

HYPER SCALERS is an Australian registered company.

ABN - 83 600 687 223

ACN - 600 687 223

```
{
  "_index": "text",
  "_type": "article",
  "_id": "1",
  "_score": 1.0,
  "_source": {
    "title": "He went",
    "random_text": "He went such dare good fact. The small own seven saved man age."
  }
},
{
  "_index": "text",
  "_type": "article",
  "_id": "3",
  "_score": 1.0,
  "_source": {
    "title": "Repulsive questions",
    "random_text": "Repulsive questions contented him few extensive supported."
  }
}
]
```

The search command is executed for specific pattern:

```
[root@localhost ~]# curl -s -u elastic:changeme -XGET 'coordinator.portworx-elastic:443/_search?pretty' \
> -H 'Content-Type: application/json' -d '
{
  "query": {
    "match": {
      "random_text": "him departure"
    }
  }
}'
{
  "took": 280,
  "timed_out": false,
  "_shards": {
    "total": 5,
    "successful": 5,
    "skipped": 0,
    "failed": 0
  },
  "hits": {
    "total": 2,
    "max_score": 1.5834423,
    "hits": [
      {
        "_index": "text",
        "_type": "article",
        "_id": "4",
        "_score": 1.5834423,
        "_source": {
          "title": "Old education",
          "random_text": "Old education him departure any arranging one prevailed."
        }
      },
      {
        "_index": "text",
        "_type": "article",
        "_id": "3",
        "_score": 0.2876821,
        "_source": {
          "title": "Repulsive questions",
          "random_text": "Repulsive questions contented him few extensive supported."
        }
      }
    ]
  }
}
```

The search is done for pattern “him departure” and we get two results with different scores. The first result is obvious because the text have the performed search inside of it and as we can see we have the score of 1.4513469. The second result is retrieved because the target document contains the word “him”. By default, Elasticsearch sorts matching results by their relevance score, that is, by how well each document matches the query. Note, that the score of the second result is small relative to the first hit, indicating lower relevance.

HYPER SCALERS is an Australian registered company.

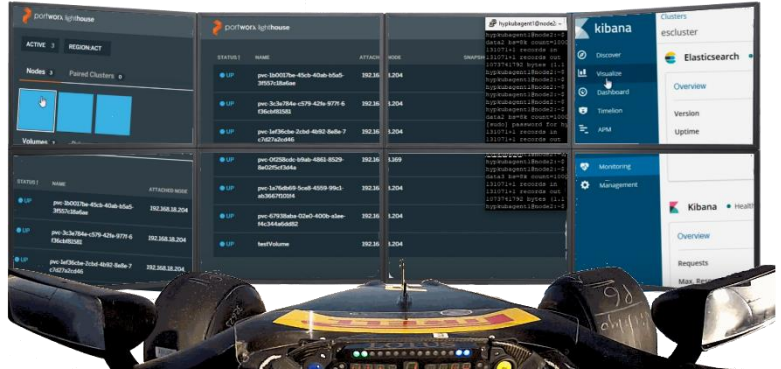
ABN - 83 600 687 223

ACN - 600 687 223

## 8. Test Drive the Appliance

The appliance can be accessible to the customers using WAP DDNS "http://hyperscalers.asuscomm.com/". Depending on the customer requirements; the administrator can open a port accessible via DDNS VPN.

Test drives of CSA are free to partners via Hyperscalers' [Lab as a Service LaaS](#).



## 9. Conclusion

This paper proves CSA appliance works out of the box offering everything providers will need to turn around services such as:

- Container orchestration using [Kubernetes](#);
- Storage Interface using [Port Worx](#) for running stateful applications tested at 950MB /s; and
- Analytics with Machine Learning using [Elastic Search](#)

Despite the CSA appliance setting new storage records: Read IOPS of 950MB/s using SAS SSD being twice that of the nearest container storage solution 500MB/s even greater performance gains could be achieved using better CPU and faster storage.



S5S Building Block – 2RU 4Nodes



see video <https://www.youtube.com/watch?v=ndk9zuwKWUE>

```
root@localhost ~]# dd if=myfile of=testpxdir/ddfile1 bs=8k count=1000000
31072+0 records in
31072+0 records out
073741824 bytes (1.1 GB) copied, 1.13177 s, 949 MB/s
root@localhost ~]#
```